

orders and the Customer Service personnel will be able to duplicate previous orders exactly. JCSO Personnel are to be notified by Customer Service personnel by phone or email.

The successful vendor shall systematically review instant reporting for inventory replenishment, open orders by date, average delivery time by order and sales numbers for any date range. These reports, and any other pertinent information, must be available instantly via the system for authorized JCSO personnel.

Product Specifications:

The intent of the product specifications is to establish a minimum standard for each item. The implied intent of the specifications of a uniform item is for the item to remain “uniform”. It is paramount that the items meet the written specifications and if any exceptions are taken to the specifications, the item offered not change the color, fit or wearability of any item. It is the sole responsibility of each bidder to provide documented evidence that any exception to the written specifications that meets or exceeds the specification with original specification. This documented evidence must be provided with the pricing in order to be considered for award. Failure to provide any evidence of alternate items meeting or exceeding the written specifications will result in the bid not being considered for award. Any reference in the written specifications to any brand name or model is expressly to provide the benchmark for acceptability, not exclude any improvement to the specifications.

All specifications submitted must be backed up by a manufacturer who has at least five years of documented history in producing public safety apparel. *JCSO reserves the right to request written proof for any and/or all such documentation upon request.*

Vendor Workmanship Warranty:

Alterations stated in this contract and completed by the vendor will be warrantied for the lifetime of the garment through normal usage.

Item 1: Long sleeve shirts (Tan or White Class B)

Style: It is the intention of this department to secure a tailored shirt equal in quality of workmanship and style to the Elbeco Tex-Trop brand or pre-approved equal only.

Shirts will be cut on a form-fitting line, and the shape of the pockets and general style will conform to this sample.

Tailoring: It is imperative that this garment be constructed according to the principles set forth in the specifications. All stitches must be of the proper tension and size so as to avoid puckering after the shirt has been laundered and to give best durable press performance. All sewing shall be with Dacron core thread to match shirt fabric.

The collar and cuffs are to be single stitched 1/4" from edge. The pockets and flaps shall be single stitched on the edge. A Jefferson County Sheriff emblem (provided by the Department) shall be sewn on each sleeve 1/2" from the shoulder seam and centered.

Fabric: To insure permanent moisture control, superior breathability, soil resistance, easy care, wrinkle resistance, color matching, and color retention, the fabric is to be Burlington 100% texturized polyester plain weave with mechanical stretch, weighing 5.5 oz./sq. yd., 10 oz./lin. yd. Nano Moisture Wicking technology is applied at the fiber level to capture and pull fluids and perspiration away from the skin and spread it over the fabric surface for quick evaporation to keep the wearer dry and comfortable.

Creasing: Pockets and pocket flaps to be die creased to give uniform shape and size.

Collar: The shape and style of both leaf and stand shall conform to the TT89 banded collar. The points, medium spread, are to be approximately 3" in length. The back of the stand is to measure 1-1/2". The leaf shall be made of three pieces; two pieces of self cloth and one whole lining, which is to be fused to the top collar.

Inner stand and inner yoke to be made of matching 65% Dacron Polyester/35% Cotton, 4.2 ounce per square yard, 106 x 58.

Collar stays shall be of good quality Stalar vinyl, 2-1/2" in length and 3/8" wide and be attached to the bottom collar. The stand shall fasten with one button. There shall be one horizontal button hole.

Sleeves: To be straight and whole. The cuffs are to be 2-7/8" in width and to fasten with two buttons. There is to be a single stitch 7/16" from top of cuff.

The sleeve opening shall measure 4-7/8" from top of cuff. The top facing for this opening is to be 1-1/4" wide and the bottom facing to finish about 2" wide. Button is to be placed on sleeve opening with corresponding buttonhole.

The sleeves must be secured to the body of the shirt by means of a merrow stitch with a safety stitch so as to properly strengthen the stitch. The same stitch must be used on the side closing seams as well.

Flex Vent: Patent pending Flex Vent is made from 92% polyester/8% spandex mesh. Diamond shaped mesh measuring 3 1/4" wide x 10 1/4" long is set into the sleeve and body panels at the underarm to allow for body heat ventilation and increased mobility and comfort.

Front: The front shall have a center facing 1-1/2" wide extending from the collar stand to bottom of shirt and be made of the same material as shirt fabric with two rows of stitching 7/8" apart.

The center front shall contain six vertical buttonholes placed 3/4" from edge and 3-1/2" apart. Buttons shall be securely attached to the right front and shall correspond to the buttonholes on the left front.

Zipper: A 14" nylon zipper shall be sewn to the fronts and shall be positioned 1-1/2" below the first front button and shall replace the 2nd, 3rd, 4th, and 5th front buttons, which are to be sewn on the top center. The neck button, 1st front button are to be functional.

Back: There is to be yoke composed of an outer piece of the same material as the basic shirt, and an inner piece of poplin.

Dual Comm Access Openings:

Access opening measuring 1-1/2" are to be set in each side seam 1" below the bottom tip of the Flex Vent. Pouch style openings are clean-finished, neatly concealed and reinforced for durability. These opening are used to thread communication wires under the front of the shirt to keep them out of the way.

Pockets: There are two double entry chest pockets with mitred corners to finish 5-5/8" wide and 6" long. The side entry forms a utility pocket closed with Velcro. The left chest pocket to have a pencil compartment about 1-1/4" wide. Both pockets to have 1-1/4" box pleat stitched from top to bottom to prevent spreading.

Flaps: To have two scalloped flaps to finish 5-3/4" in length, 2-3/4" in width at center, and 2-1/2" in width at sides. Flaps to be secured to front of shirt with two rows of stitching approximately 1/4" above top of pocket. The left flap to have a pencil opening about 1-1/4" in width. Flaps to be interlined. There will be a matching button and a buttonhole sewn on the flap.

Flap Closure:

The side points of the flaps are to be secured to the pockets by means of velcro fasteners sewn onto the flaps and pockets.

Badge Tab: To be reinforced on inside of the shirt by means of a strip of material 1-1/2" wide stitched and folded so that no raw edges show. The reinforcement strip is to extend from the flap setting stitch to the joining seam at the front of the yoke. To have two small (horizontal) buttonholes, 1-1/4" apart with the bottom buttonhole 1-1/2" above top of left flap.

Shoulder Straps:

The shoulder straps shall be pointed at the end toward the neck of the shirt. The other end shall be sewn in sleeve head seam. The pointed ends shall be fastened with one matching button. The straps shall measure 2" at sleeve and taper to 1-3/8". Straps to be set about 2" from the collar. Shoulder straps shall be box stitched to shoulders with row of cross stitching 2" from sleeve head seam.

Permanent Creases:

Shirt to have permanent military creases. Creases to be stitched in shirt only, not thru pockets and flaps. One crease in each front extending from hem to joining seam. Three vertical creases in back; middle crease on center back line; side back creases spaced equally from center crease.

Interlining: Top center to be lined with a non-woven polyester interlining. Cuffs and band to be lined with H'Press interlining, collar with Ck331 and flaps with EZ Crease.

UPC Identification:

A printed UPC bar code tag must be attached to every garment so as to be visible in the package. The UPC bar code must identify style, color and size information so as to be incorporated into an inventory management system. Appropriate support documentation must be available to assist Agency in encoding UPC information.

Labels: Woven brand label to be sewn in yoke, with size label sewn next to it. Care and content label to be sewn in bottom hem.

Button: All buttons shall be made from high impact melamine and must match fabric.

Pressing and Packing:

Shirts shall be carefully pressed by hand in first class manner and individually packed in polyethylene bags. Shirts to be shipped in strong boxes so as not to be damaged in shipment. Shirts to be bulk packed.

a. Men's Size 14.5-17.5

Cost: _____

b. Men's Size 18-20

Cost: _____

c. Women's Size 30-42

Cost: _____

d. Women's Size 44-46

Cost: _____

Item 2: Short sleeve shirts (Tan or White Class B)

Style: It is the intention of this department to secure a tailored shirt equal in quality of workmanship and style to the Elbeco Tex-Trop brand or pre-approved equal only.

Shirts will be cut on a form-fitting line, and the shape of the pockets and general style will conform to this sample.

Tailoring: It is imperative that this garment be constructed according to the principles set forth in the specifications. All stitches must be of the proper tension and size so as to avoid puckering after the shirt has been laundered and to give best durable press performance. All sewing shall be with Dacron core thread to match shirt fabric.

The collar is to be single stitched 1/4" from edge. The pockets and flaps shall be single stitched on the edge. A Jefferson County Sheriff emblem (provided by the Department) shall be sewn on each sleeve 1/2" from the shoulder seam and centered.

Fabric: To insure permanent moisture control, superior breathability, soil resistance, easy care, wrinkle resistance, color matching, and color retention, the fabric is to be Burlington 100% texturized polyester plain weave with mechanical stretch, weighing 5.5 oz./sq. yd., 10 oz./lin. yd. Nano Moisture Wicking technology is applied at the fiber level to capture and pull fluids and perspiration away from the skin and spread it over the fabric surface for quick evaporation to keep the wearer dry and comfortable.

Creasing: Pockets and pocket flaps to be die creased to give uniform shape and size.

Collar: Convertible collar shall be one piece and to measure 3-1/4" long at points and 1-5/8" wide at back. The collar is to be constructed of two plies of basic material and one ply of D331 top fuse lining.

The collar and inner yoke to be lined with matching 65% Dacron Polyester/35% Cotton, 4.2 ounce per square yard, 106 x 58. The collar lining shall be banana shaped.

Collar stays shall be of good quality Stalar vinyl, 2-3/4" in length and 3/8" wide and be attached to the bottom collar.

Sleeves: To be straight and whole with 1" hem.

The sleeves must be secured to the body of the shirt by means of a merrow stitch with a safety stitch so as to properly strengthen the stitch. The same stitch must be used on the side closing seams as well.

Flex Vent: Patent pending Flex Vent is made from 92% polyester/8% spandex mesh. Diamond shaped mesh measuring 3 1/4" wide x 10 1/4" long is set into the sleeve and body panels at the underarm to allow for body heat ventilation and increased mobility and comfort.

Front: The front shall have a facing 3" in width extending from neckline to the bottom of shirt provided by a turnunder of material. The left front shall also have a lined box pleat 1-1/2" wide finished, running full length of the shirt and shall be topstitched 1/4" from both edges.

The center front shall contain seven vertical buttonholes placed 3/4" from edge. First at neck, second 2-1/2" down, balance 3-1/2" apart.

Zipper: A 14" nylon zipper shall be sewn to the fronts and shall be positioned 1-1/2" below the first front button and shall replace the 2nd, 3rd, 4th, and 5th front buttons, which are to be sewn on the top center. The neck button, 1st front button are to be functional.

Back: There is to be yoke composed of an outer piece of the same material as the basic shirt, and an inner piece of poplin.

Dual Comm Access Openings:

Access opening measuring 1-1/2" are to be set in each side seam 1" below the bottom tip of the Flex Vent. Pouch style openings are clean-finished, neatly concealed and reinforced for durability. These opening are used to thread communication wires under the front of the shirt to keep them out of the way.

Pockets: There are two double entry chest pockets with mitred corners to finish 5-5/8" wide and 6" long. The side entry forms a utility pocket closed with Velcro. The left chest pocket to have a pencil compartment about 1-1/4" wide. Both pockets to have 1-1/4" box pleat stitched from top to bottom to prevent spreading.

Flaps: To have two scalloped flaps to finish 5-3/4" in length, 2-3/4" in width at center, and 2-1/2" in width at sides. Flaps to be secured to front of shirt with two rows of stitching approximately 1/4" above top of pocket. The left flap to have a pencil opening about 1-1/4" in width. Flaps to be interlined. There will be a matching button and a buttonhole sewn on the flap.

Flap Closure: The side points of the flaps are to be secured to the pockets by means of velcro fasteners sewn onto the flaps and pockets.

Badge Tab: To be reinforced on inside of the shirt by means of a strip of material 1-1/2" wide stitched and folded so that no raw edges show. The reinforcement strip is to extend from the flap setting stitch to the joining seam at the front of the yoke. To have two small (horizontal) buttonholes, 1-1/4" apart with the bottom buttonhole 1-1/2" above top of left flap.

Shoulder Straps: The shoulder straps shall be pointed at the end toward the neck of the shirt. The other end shall be sewn in sleeve head seam. The pointed ends shall be fastened with one matching button. The straps shall measure 2" at sleeve and taper to 1-3/8". Straps to be set about 2" from the collar. Shoulder straps shall be box stitched to shoulders with row of cross stitching 2" from sleeve head seam.

Permanent Creases: Shirt to have permanent military creases. Creases to be stitched in shirt only, not thru pockets and flaps. One crease in each front extending from hem to joining seam. Three vertical creases in back; middle crease on center back line; side back creases spaced equally from center crease.

Interlining: Flaps to be EZ crease, collar to be D331. Top center to be lined with non-woven polyester interlining.

UPC Identification: A printed UPC bar code tag must be attached to every garment so as to be visible in the package. The UPC bar code must identify style, color and size information so as to be incorporated into an inventory management system. Appropriate support documentation must be available to assist Agency in encoding UPC information.

Labels: Woven brand label to be sewn in yoke, with size label sewn next to it. Care and content label to be sewn in bottom hem.

Button: All buttons shall be made from high impact melamine and must match fabric.

Pressing and Packing:

Shirts shall be carefully pressed by hand in first class manner and individually packed in polyethylene bags. Shirts to be shipped in strong boxes so as not to be damaged in shipment. Shirts to be bulk packed.

- a. Men's Size 14.5-17.5

Cost: _____

- b. Men's Size 18-20

Cost: _____

- c. Women's Size 30-42

Cost: _____

- d. Women's Size 44-46

Cost: _____

Item 3: Long sleeve shirts (Tan with brown flaps and straps or White with brown flaps and straps)

Style: It is the intention of this department to secure a tailored shirt equal in quality of workmanship and style to the Elbeco Tex-Trop brand or pre-approved equal only.

Shirts will be exactly as the tan or white shirts described above with the sole exception of having brown pocket flaps and brown epaulets.

- a. Men's Size 14.5-17.5

Cost: _____

- b. Men's Size 18-20

Cost: _____

- c. Women's Size 30-42

Cost: _____

d. Women's Size 44-46

Cost: _____

Item 4: Short sleeve shirts (Tan with brown flaps and straps or White with brown flaps and straps)

Style: It is the intention of this department to secure a tailored shirt equal in quality of workmanship and style to the Elbeco Tex-Trop brand or pre-approved equal only.

Shirts will be exactly as the tan or white shirts described above with the sole exception of having brown pocket flaps and brown epaulets.

a. Men's Size 14.5-17.5

Cost: _____

b. Men's Size 18-20

Cost: _____

c. Women's Size 30-42

Cost: _____

d. Women's Size 44-46

Cost: _____

Item 5: Trousers

MEN'S TROUSER SPECIFICATIONS
Flying Cross by Fechheimer Item: 47289

WOMEN'S TROUSER SPECIFICATIONS
Flying Cross by Fecheimer Item: 47299

FABRIC:

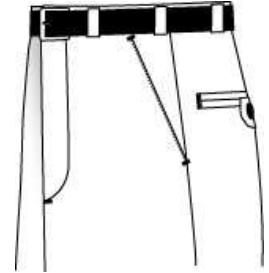
Content: 75% Polyester/25% Wool

Weight: 12 oz. per linear yard

Weave: Serge
Color: Brown

STYLE:

Trouser shall be manufactured from an up-to-date men's uniform trouser pattern. The trouser styling shall be T-1: plain front, two (2) quarter top front pockets, and two (2) hip pockets professionally finished with no visible topstitching. Work wear industrial style construction is unacceptable and shall be cause for rejection.

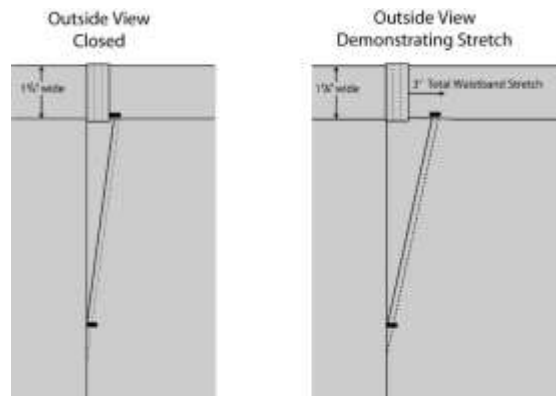


LINING MATERIAL:

The pocketing and fly lining material shall be 70% Polyester / 30% Cotton, 2.9 oz. per square yard (60" width) with a minimum 78 x 48 count. Pocketing must have a durable press finish and the color of the pocketing must be black.

FREEDOM-FLEX WAISTBAND SYSTEM:

Trouser shall be made with a special Freedom-Flex Waistband System that will allow the wearer waist expansion of 2 1/2" to 3". The waistband shall measure a minimum of 1-7/8" wide when finished. The flexible expansion split portion of the waistband shall be to the front of the trouser side seam and there shall be a 3/4-inch wide side belt loop positioned to 'hide' the expansion split of the waistband.



The waistband curtain shall consist of two different styles for maximum waistband expansion to enhance wearer comfort, fit, and appearance. The front of the trouser (to the expansion split) waistband curtain style shall consist of a 2-inch wide elastic section that incorporates Tru-Grip, a 1/2" surface area composed of thin 55 gauge rubber for maximum comfort and performance. The Tru-Grip acts to help keep shirts tucked in securely. (Use of a single silicone strip or strips instead of 1/2" wide rubberized surface area shall be cause for rejection.)



The back half of the trouser waistband curtain shall finish a minimum 2-1/8" wide and is to be made of black pocketing material and shall be attached to the top of the trouser with a zigzag stitch. The waistband curtain must also contain Tru-Grip and will line up with the Tru-Grip on the front of the expansion split. (Substitution of a silicone strip or strips in place of Tru-Grip shall not be acceptable and shall be cause for rejection.)

The waistband curtain is composed of a wet laid non-woven canvas weighing 3.3 oz. per square yard. The canvas is covered in the same color and material as the pocketing. The 1/2" rubberized surface area is positioned 1-1/4" up from the bottom of the curtain.

The specifications for the rubberized Tru-Grip curtain are as follows:

Width: 1-1/8-inch

Warp: 300 Denier Texturized Polyester

Filling: 300 Denier Texturized Polyester

Rubber: 55 Gauge

Count: 32-36 yarns per inch

Contents: 59% Polyester/41% Rubber

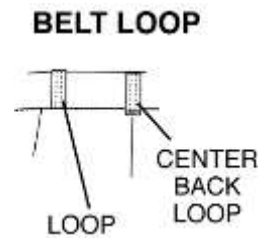
To complete the Freedom-Flex Waistband System, there shall be a 1-1/4" wide elastic component sewn into the back half of the waistband curtain to allow for the stretch and recovery of the waistband to comfortably fit the wearer's waist size. There shall be a bartack for strength and durability sewn at the stress point on the waistband where it joins the front elasticized waistband curtain joining stitching (positioned, on the waistband above the front pocket.)

The waistband closure shall be accomplished with one crush proof hook and eye centered on the waistband for wearer comfort. The hook and eye shall be reinforced with a 7/8" non-woven tape that is anchored with topstitching through and through to the top of the waistband (bartacks in place of topstitching shall be cause for rejection). In addition to the stitching of the waistband when it is set onto the trouser, the waistband must also be topstitched below the waistband seam of the trouser to be finished to allow for alterations (with ample fabric and curtain material to allow trouser size to be increased at least one size). The outlet in the seat is to be proportional to the waist outlet so the seat may also be let out. Seat seam must be sewn with a tandem needle machine (double-needle stitch) for maximum stretch.

BELT LOOPS:

There shall be a minimum of seven belt loops 3/4" in width of double thickness. Each loop must have a non-woven interlining for added durability. All loops (except back center) must be sewn into the top and bottom of the waistband ("dropped" belt loops that are tacked to the outside of the trouser all around waist shall be cause for rejection). The top of the belt loops (except back center) shall be sewn into the waistband curtain seam with a Rocap machine using a zigzag stitch.

The bottom of the center back loop shall be tacked to the trouser and the top of the loop tacked to the outside of the waistband to allow for easier waist alteration.



FLY:



Trouser shall have a brass metal zipper with memory lock brass slider secured by metal stopper at base. There shall be a French Fly tab closure on the inside of the right fly. The tab shall be double ply made of the basic trouser fabric (tabs made of pocketing material or a "grown on" French Fly will be cause for rejection). The right fly shall be lined with the same material and color as the pocketing. The fly lining shall be sewn to the left fly continuing below the zipper into the crotch area in a neat and durable manner. A button shall be located on the left fly corresponding with the French Fly tab to provide a clean and comfortable closure. Topstitching of fly to be installed with automatic "J" stitch equipment eliminating puckering and providing a clean finish. There shall be a firm straight bartack at the bottom of the fly going through the zipper tape for maximum strength. Bartack shall line up with starting point of "J" stitch.

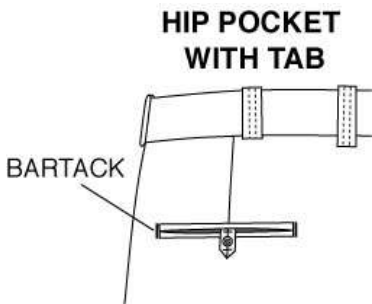
SEAT:

Seat must be sewn with a Tandem Needle Machine (double-needle stitch) for maximum durability.

POCKETS:

The two (2) front pockets will be quarter top style with a minimum opening of 6" and a minimum depth of 5-3/4" measured from the bottom of the opening. Front pockets to have firm straight bartacks at top and bottom of pocket openings. Pockets shall be constructed using the stitch, turn, and topstitch method. Front pocket facing and barrier to be made of the basic trouser fabric. Facing shall be a minimum of 1" and barrier shall measure a minimum of 2" (measured to the inside edge of pocket lining).

The two (2) hip pockets shall have a minimum 5-3/8" wide (bartack to bartack) opening and a minimum depth of 5-3/4" measured from the bottom of the pocket opening. Hip pockets shall be constructed using



the double welt method on an automatic welt machine. The welts shall be finished in such a manner that there is no topstitching (topstitched hip pockets shall be cause for rejection). The corners of the hip pocket openings shall have straight bartacks for reinforcement (use of triangular bartacks shall be cause for rejection). Hip pocket facing and barrier are to be made of basic trouser fabric. Facing shall be a minimum of 3/4" and the barrier shall be a minimum of 1-1/2". The left hip pocket shall have a centered tab made of basic cloth inserted into the top welt with

bartacks at the top and bottom of the tab to form an opening for a button. A button shall be located below the bottom welt corresponding in location with the tab, which shall be interlined with non-woven for added durability. There shall be a dart centered above each hip pocket to waistband. Dart shall be approximately 2-3/4" long tapered from 3/8" at waistband and shall be installed with automatic equipment for a clean non-puckered finish.

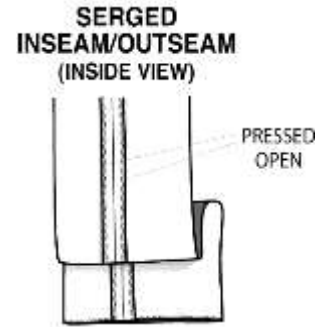
The watch pocket shall be located on the right front at the waistband. This pocket shall have a minimum opening of 2-5/8" and a minimum depth of 2-7/8". The front of the pocket shall be made of pocketing fabric and the back of the pocket shall be made of basic fabric and the two pieces are securely stitched together. Each corner of the pocket opening shall have firm straight bartacks.

CREASES:

The leg creases, front and back will have a silicone bead put in by using the Lintrak process.

STITCHING, PRESSING & FINISHING:

Trouser must be stitched with matching thread. Trouser must be neatly pressed on Hothead Presses and properly shaped. Outseams and inseams are edge serged on automatic equipment for uniformity of quality and shall be pressed open for a smooth pucker-free finish with repeated cleaning and pressing. Trouser must be cleaned and finished to eliminate loose threads.



STRIPE:

1 1/4" Tan polyester stripe to match shirts from waistband down.

LABELS:

Trouser must have a permanent label providing care instructions and small woven label indicating waist size. A removable paper ticket showing the size, fabric content, cut number, and WPL or RN number must be on the outside of the waistband. Ticket to be matchbook style installed with plastic staples for easy removal without damaging trouser material and showing size when trousers are stacked.

STOCK SIZES:

Trouser must be available from stock in the following sizes:

Cost includes installing the trouser stripe

- a. Men's Size 28-42

Cost: _____

- b. Men's Size 44-50

Cost: _____

- c. Women's Size 2-18

Cost: _____

d. Women's Size 20-24

Cost: _____

Item 7: Long Sleeve Polo shirts

Knit Black, Navy Blue, or Red

Design: Shall be a loose fit polo style knit long sleeve shirt with gusseted side panels, three button front placket, full fashion knit collar, mic pockets on shoulders and a mic loop on placket. All measurements will be taken without stretching the material.

Tailoring: It is imperative that this garment be constructed according to the principles set forth in the specifications. All stitches must be of proper tension and size so as to avoid puckering after the shirt has been laundered, and to give best durable press performance.

Fabric: 100% polyester circular knit Swiss pique, 7.25 oz. /sq. yd. Permanent X-EEDE performance must provide UV protection and wick moisture away from the body for superior comfort, thermal protection, ultimate dryness and enhanced performance. Fabric to be colorfast, abrasion resistant, and pill-proof. The permanent anti-microbial technology is odor, mildew and 99.9% bacteria resistant. Colors: white, black, navy, tan, red, spruce green, gray and royal blue.

Collar: The collar shall be a 7.25 oz. /sq. yd 100% polyester circular knit full fashion collar, with 2-3/4" points and permanent built-in stays placed along the edge for no-curl collar performance.

Placket: The 3-button placket shall be lined and finish 1-1/2" wide and 7" long. The bottom of the placket shall have a 1/2" stitched box, with a 1/2" mike loop sewn over the full width of the placket. The 3 buttons shall be evenly spaced on the placket with a horizontal buttonhole at the collar and vertical buttonholes for the two remaining buttons. The placket shall lap left over right.

Back: There shall be a semi-circular patch measuring 4-1/2" at the widest point, sewn at the neckline, running 1/4" from each shoulder seam. The seam edge will be merrowed with single needle topstitching sewn around the edge. The heat transfer label will be applied to the inside of this patch below the collar.

Side Panels: Gusseted side panels for increased comfort and mobility, 2-5/8” wide, made of self fabric, and shall be sewn to the front and back panels. The side panels shall extend from the bottom of the armhole to the bottom hem.

Sleeves: Sleeves are to be long, one piece. Cuffs to be 2” wide, 1x1 circular knit rib w/Lycra, dyed to match body and knit collar. Sleeve setting and closing shall be done with a merrow stitch. There shall be a 1/4” topstitch around the armhole and next to cuff. The left sleeve shall have a pencil pocket, 2” wide x 6” long. This pocket will be divided into two compartments.

Shoulder Seam: Shoulder seams shall contain stretch elastic for increased mobility and be edge-stitched on the back. Both shoulders shall contain a mic pocket to be approximately 1-3/4” wide x 2” deep, sewn into the shoulder seam.

Hem: The bottom hem shall be 1” deep and topstitched.

Thread: The thread for seaming, stitching, buttonholes and button sewing shall be cotton-covered Polyester core. The thread shall be stabilized so as not to shrink in boiling water more than 1.5%.

Label and Care Instructions: Each garment shall have a heat-seal brand label containing size, country of origin, care and content. A Ufx hang tag will be attached to the garment.

UPC Identification: A printed UPC bar code tag must be attached to every garment. The UPC bar code must identify style, color and size information so as to be incorporated into an inventory management system. Appropriate support documentation must be available to assist the Agency in encoding UPC information.

Pressing and Packing: Shirts shall be carefully completed in first class manner and individually packed in polyethylene bags. Shirts to be bulk packed.

Emblem and embroidery: Department provided emblem embroidery on left upper front. Rank over the first initial and last name on right upper front.

Cost includes embroidery

a. Men's Size XS-XL

Cost: _____

b. Men's Size 2XL – 3XL

Cost: _____

c. Men's Size 4XL

Cost: _____

d. Women's Size XS-XL

Cost: _____

e. Women's Size 2XL-3XL

Cost: _____

Item 8: Short Sleeve Polo shirts

Knit Black, Navy Blue or Red

Design: Shall be a loose fit polo style knit short sleeve shirt with gusseted side panels, three button front placket, full fashion knit collar, mic pockets on shoulders and a mic loop on placket. All measurements will be taken without stretching the material.

Tailoring: It is imperative that this garment be constructed according to the principles set forth in the specifications. All stitches must be of proper tension and size so as to avoid puckering after the shirt has been laundered, and to give best durable press performance.

Fabric: 100% polyester circular knit Swiss pique, 7.25 oz. /sq. yd. Permanent X-EEDE performance must provide UV protection and wick moisture away from the body for superior comfort, thermal protection, ultimate dryness and enhanced performance. Fabric to be colorfast, abrasion resistant, and pill-proof. The permanent anti-microbial technology is odor, mildew and 99.9% bacteria resistant. Colors: white, black, tan, navy, red, spruce green, gray and royal blue.

Collar: The collar shall be a 7.25 oz. /sq. yd 100% polyester circular knit full fashion collar, with 2-3/4" points and permanent built-in stays placed along the edge for no-curl collar performance.

Placket: The 3-button placket shall be lined and finish 1-1/2" wide and 7" long. The bottom of the placket shall have a 1/2" stitched box, with a 1/2" mic loop sewn over the full width of the placket. The 3 buttons shall be evenly spaced on the placket with a horizontal buttonhole at the collar and vertical buttonholes for the two remaining buttons. The placket shall lap left over right.

Back: There shall be a semi-circular patch measuring 4-1/2" at the widest point, sewn at the neckline, running 1/4" from each shoulder seam. The seam edge will be merrowed with single needle topstitching sewn around the edge. The heat transfer label will be applied to the inside of this patch below the collar.

Side Panels: Gusseted side panels for increased comfort and mobility, 2-5/8" wide, made of self fabric, and shall be sewn to the front and back panels. The side panels shall extend from the end of the sleeve to the bottom hem.

Sleeves: Sleeves are to be one piece, have a 1" rib knit welt hem and graded lengths. Sleeve setting and closing shall be done with a merrow stitch. There shall be a 1/4" topstitch around the armhole and next to welt at sleeve hem. The left sleeve shall have a pencil pocket, 2" wide x 6" long. This pocket will be divided into two compartments.

Shoulder Seam: Shoulder seams shall contain stretch elastic for increased mobility and be edge-stitched on the back. Both shoulders shall contain a mic pocket to be approximately 1-3/4" wide x 2" deep, sewn into the shoulder seam.

Hem: The bottom hem shall be 1" deep and topstitched.

Thread: The thread for seaming, stitching, buttonholes and button sewing shall be cotton-covered Polyester core. The thread shall be stabilized so as not to shrink in boiling water more than 1.5%.

Label and Care Instructions: Each garment shall have a heat-seal brand label containing size, country of origin, care and content. A Ufx hang tag will be attached to the garment.

UPC Identification: A printed UPC bar code tag must be attached to every garment. The UPC bar code must identify style, color and size information so as to be incorporated into an inventory

management system. Appropriate support documentation must be available to assist the Agency in encoding UPC information.

Pressing and Packing:

Shirts shall be carefully completed in first class manner and individually packed in polyethylene bags. Shirts to be bulk packed.

Emblem and embroidery:

Department provided emblem embroidery on left upper front. Rank over the first initial and last name on right upper front.

Cost includes embroidery

- a. Men's Size XS-XL

Cost: _____

- b. Men's Size 2XL – 3XL

Cost: _____

- c. Men's Size 4XL

Cost: _____

- d. Women's Size XS-XL

Cost: _____

- e. Women's Size 2XL-3XL

Cost: _____

Item 9:

Long sleeve shirts

5.11 Tactical TDU shirts #72002-162, Khaki

JCSO emblem on both sleeves.

Cost: _____

Item 10:

Tactical Pants

5.11 Tactical Stryke Pants

- a. Men's #74369-055, Khaki

Cost: _____

- b. Women's #64386-055, Khaki

Cost: _____

Item 11:

Tactical Pants

5.11 Tactical Taclite Pro, Khaki or Black

- a. Men's #74273 Size 28-44

Cost: _____

- b. Men's #74273L, Size 46-54

Cost: _____

- c. Women's #64360

Cost: _____

Item 12:

Tactical Pants

First Tactical V2 Pants

- a. Men's #114011-055, Khaki, Size 28-44

Cost: _____

b. Men's #114011-055-0S1, Khaki, Size 46-50

Cost: _____

c. Women's #124011-055, Khaki

Cost: _____

Item 13:

Tactical Pants

Fechheimer CrossFX #020649

Brown in Color

a. Size 24-42

Cost: _____

b. Size 44-50

Cost: _____

c. Size 52-54

Cost: _____

Item 14:

Trousers

5.11 Tactical TDU trousers #74003-108 Brown

Cost: _____

Item 15:

Bike Patrol Shorts

5.11 Apex #73334-019, Black

Cost: _____

Item 16:

Bike Patrol Pants

5.11 Apex #74434-019, Black

Cost: _____

Item 17:

Bike Patrol Polo – Long Sleeve

Elbeco UFX, Long Sleeve HiVis

“Bike Patrol” 4 x 10 transfer on back

- a. Size XS-XL #K5226

Cost: _____

- b. Size 2XL-3XL #K5226-OS1

Cost: _____

Item 18:

Bike Patrol Polo – Short Sleeve

Elbeco UFX, Short Sleeve HiVis

“Bike Patrol” 4 x 10 transfer on back

- a. Size XS-XL #K5216

Cost: _____

b. Size 2XL-3XL #K5216-OS1

Cost: _____

Item 19:

Rapid Assault shirt

5.11 Tactical, ¼ Zip front

TDU green and Multi-cam versions.

a. TDU Green #72194-190

Cost: _____

b. Multicam #72185-169

Cost: _____

Item 20:

TDU Ripstop Pants

5.11 Tactical, Polyester/cotton/ripstop fabric.

TDU green and Multi-cam versions

a. TDU Green #74003-190

Cost: _____

b. Multicam #74350-169

Cost: _____

Item 21:

Mock neck long sleeve shirt

Brown in color. 10.5 ounce 90% cotton and 10% Lycra blended fabric.

Collar and cuff use the same fabric as the body with reinforced stretch fusible lining.

Extra-long tails and taped reinforced seams.

“JCSO” embroidered in tan plain block letters starting center and back to the left on the wearer.

Cost includes embroidery

a. Size XS-XL

Cost: _____

b. Size 2XL

Cost: _____

Item 22:

Raincoat

Spiewak #S309V-062 Raincoat, black / yellow, reversible, meets ANSI 107-2010 standards

a. Size S-XL:

Cost: _____

b. Size 2XL:

Cost: _____

c. Size 3XL:

Cost: _____

Item 23:

Packable Jacket

5.11 Tactical #48035-019, black, “Sheriff” 4x10 reflective transfer on back

a. Size XS-2XL

Cost: _____

a. Size 3XL

Cost: _____

Item 24:

Waterproof Duty Jacket

Spiewak #SH3466-030

Brown in Color

Department patch sewn on sleeves

Name Bade Tab

a. Size XS-XL

Cost: _____

b. Size 2XL

Cost: _____

c. Size 3XL

Cost: _____

d. Size 4XL

Cost: _____

Item 25:

Softshell Jacket

Spiewak #S3182-030

Brown in Color

Department patch sewn on sleeves

Name Bade Tab

a. Size XS-XL

Cost: _____

e. Size 2XL

Cost: _____

f. Size 3XL

Cost: _____

g. Size 4XL

Cost: _____

Item 26:

Uniform Hat - Felt

Campaign style, 3XXX Beaver felt hat with extra thick brim.

Brown with brown ribbon band.

Four eyelets. Two strap eyelets in brim.

Cost: _____

Item 27:

Uniform Hat - Straw

Campaign style, Straw triple brim hat.

Brown with brown ribbon band.

Four eyelets. Two strap eyelets in brim.

Cost: _____

Item 28:

Basketweave Duty Belt

Safariland #94-28-4 Buckleless duty belt. Basketweave.

Cost: _____

Item 29:

Basketweave Belt

Safariland #99-0-4 Model 99 Buckleless reversible duty belt. 1.5" Basketweave.

Cost: _____

Item 30:

Basketweave Pepper Spray Holder

Safariland #38-4HS MKIV pepper spray holder. Basketweave hidden snap.

Cost: _____

Item 31:

Basketweave Baton Holder

Safariland #35-F21-4 21- inch expandable baton holder. Basketweave.

Cost: _____

Item 32:

Basketweave Light Holder

Safariland #730-4 H/D Flashlight carrier. Basketweave.

Cost: _____

Item 33:

Expandable Baton

ASP #F21B Expandable Baton. Black/Chrome.

Cost: _____

Item 34:

Basketweave Radio Case

Dutyman Inc. #4121U Radio Case. Adjustable Velcro Basketweave.

Cost: _____

Item 35:

Basketweave Handcuff Case

Safariland #190-4HS handcuff case. Basketweave hidden snap.

Cost: _____

Item 36:

Basketweave Magazine Pouch

Safariland #77-83-4HS double magazine pouch. Basketweave hidden snap.

Cost: _____

Item 37:

Basketweave Glove Pouch

Safariland #33-4V glove pouch. Basketweave.

Cost: _____

Item 38:

Basketweave Belt Keeper

Safariland #62-4HS belt keeper. Basketweave hidden snap.

Cost: _____

Item 39:

Basketweave Holster

Safariland 6365 Low-Ride, Level III Retention Duty Holster, Basketweave.

a. Model 6365-83-481 Right Hand:

Cost: _____

b. Model 6365-83-482 Left Hand:

Cost: _____

c. Model 6365-832-481 Right Hand:

Cost: _____

d. Model 6365-832-482 Left Hand:

Cost: _____

Item 40:

Duty Belt, High Gloss

Gould & Goodrich #H59FL-CL Hi-Gloss Duty Belt with Gold Buckle

b. Size 24-44:

Cost: _____

c. Size 46-52:

Cost: _____

Item 41:

Hi-Gloss Belt Keepers

Gould & Goodrich #H76-CL Belt Keeper, Hi-Gloss, Gold

Cost: _____

Item 42:

Hi-Gloss Radio Holder

Dutyman Inc. Radio Holder #4131U Hi-Gloss

Cost: _____

Item 43:

Hi-Gloss Magazine Case

Gould & Goodrich #H627-7-CL Double Magazine Case, High Gloss, Gold

Cost: _____

Item 44:

Hi-Gloss Pepper Spray Holder

Gould & Goodrich #H681-4-CL MKIV Pepper Spray Holder, Hi-Gloss, Gold

Cost: _____

Item 45:

Hi-Gloss Handcuff Case

Gould & Goodrich #H70-CL Handcuff Case, Hi-Gloss, Gold

Cost: _____

Item 46:
Hi-Gloss Baton Holder

ASP #52434 Expandable Baton Holder, Hi-Gloss

Cost: _____

Item 47:
Hi-Gloss Holster

Safariland 6365 Low-Ride, Level III Retention Duty Holster, Hi-Gloss

a. Model 6365-83-91 Right Hand:

Cost: _____

b. Model 6365-83-92 Left Hand:

Cost: _____

c. Model 6365-832-91 Right Hand:

Cost: _____

d. Model 6365-832-92 Left Hand:

Cost: _____

Item 48:
Hi-Gloss Glove Pouch

Gould & Goodrich #H555-CL Glove Pouch, Hi-Gloss

Cost: _____

Item 49:

Hi-Gloss Light Holder

Gould & Goodrich #493D-CL Flashlight holder, Hi-Gloss

Cost: _____

Item 50:

Hi-Glass Handcuff Strap

Safariland #690-9B Handcuff Strap, Hi-Gloss, Gold

Cost: _____

Item 51:

Nylon Duty Belt

Nylon Duty Belt 2.25", Velcro, Black

Cost: _____

Item 52:

Nylon Inner Belt

Nylon Inner Belt, 1.5", with hook lining, Black

Cost: _____

Item 53:

Nylon Handcuff Case

Nylon single handcuff case, fits 2.25" belt, black

Cost: _____

Item 54:

Nylon Pepper Spray holder

Nylon pepper spray holder, MK4, large, fits 2.25" belt, black

Cost: _____

Item 55:

Nylon Glove Pouch

Nylon double-glove pouch, fits 2.25" belt, black

Cost: _____

Item 56:

Nylon Light Holder

Nylon D Cell light holder, fits 2.25" belt, black

Cost: _____

Item 57:

Nylon Radio Case

Nylon universal radio case, fits 2.25" belt, black

Cost: _____

Item 58:

Nylon Baton Holder

Nylon molded baton holder, for 16-21" baton, fits 2.25" belt, black

Cost: _____

Item 59:

Nylon Belt Keepers

Nylon belt keepers, fits 2.25" belt, 4-pack, black

Cost: _____

Item 60:

Nylon Belt Keeper

Nylon 2" wide 4-snap belt keeper, fits 2.25" belt, black

Cost: _____

Item 61:

Nylon Key Holder

Nylon key holder, fits 2.25" belt, black

Cost: _____

Item 62:

Hat Strap

3 Piece swivel hat strap, black

Cost: _____

Item 63:

Hat Rain Cover

Clear rain cover for campaign style hat

Cost: _____

Item 64:

Handcuffs

Peerless #PR-4710 Model 700 chain-link handcuffs, nickel finish

Cost: _____

Item 65:

Pepper Spray

SABRE #52H2030 MK4 3.3oz. Pepper Spray

Cost: _____

Item 66:

Clip-On Tie

Samuel Broome Uniform #90010 clip-on tie, 3x18, brown

Cost: _____

Item 67:

Clip-On Tie

Samuel Broome Uniform #90043 clip-on tie, 3x20, brown

Cost: _____

Item 68:

Men's Boots

5.11 Tactical #12004-019 ATAC Storm side-zip boots, black

Cost: _____

Item 69:

Women's Boots

5.11 Tactical #12217-019 Women's ATAC Storm side-zip boots, black

Cost: _____

Item 70:

Men's Uniform Shoes

Bates Lites Oxford Hi-Gloss Shoes #942, black

Cost: _____

Item 71:

Women's Uniform Shoes

Bates Lites Oxford Hi-Gloss Shoes #731, black

Cost: _____

Item 72:

Nameplate

Reeves #51 Nameplate, plastic, last name only, black plastic with white letters

Cost: _____

Item 73:

Reflective Safety Vest

Spiewak #S912-062-S, ANSI 207 Compliant, Yellow, Sheriff

Cost: _____

Item 74:

Knit cap

Brown in color. 100% acrylic with Thinsulate liner.

Made in the USA.

Cost: _____

Item 75:

Body Armor

Point Blank Alpha Elite Level II ballistics with two Hi-Lite concealable carriers. Point Blank Item AXII HILITE-2C.

Carriers have ThorShield protection and do not require a separate “sleeve” that might add weight and thickness. The ThorShield protection protects against Electroshock Weapons. In addition, the carriers must have pockets that accommodate a 5” x 8” or 8” x 10” plate. Must comply with NIJ 0101.06

V50 9 MM (fps): 1794 V50 .357 MAG (fps): 1761 Areal density: 0.63 lb/sq ft Thickness: .18”
5-year warranty. Made in the USA.

Cost: _____

Item 76:

Body Armor

Point Blank Spike System level 3 with standard carrier. Black in Color. Point Blank Item S2-3SPIKE-2C

Must comply with NIJ 0115.00

Cost: _____

In Witness thereof, the parties hereto have executed this Agreement, in triplicate, as of this _____ day of _____ 2019:

Company Name

County of Jefferson, State of Missouri

Signature

Dennis Gannon J. County Executive

Print

Company Address: _____

Phone: _____

I hereby certify under section 50.660 RSMo., there is either: (1) a balance of funds, otherwise unencumbered, to the credit of the appropriation to which the obligation contained herein is chargeable, and a cash balance otherwise unencumbered, in the treasury, to the credit of the funds from which payment is to be made, each sufficient to meet the obligation contained herein; or (2) bonds or taxes have been authorized by vote of the people and there is a sufficient unencumbered amount of the bonds yet to be sold or of the taxes levied and yet to be collected to meet the obligation in case there is not a sufficient unencumbered cash balance in the treasury.

County Auditor

APPROVED AS TO FORM

County Counselor

COOPERATIVE BID FORM

Bid Name: _____

INSTRUCTIONS: Bidders **MUST** fill out this form as part of the bidding process and attach to your bid response to Jefferson County, Missouri.

COOPERATIVE PROCUREMENT CONTRACT

This is a cooperating supply contract in accordance with Chapter 130, Section 130.020. K.3., of the Procurement Policy and Procedures, Jefferson County Code of Ordinances.

Will you extend bid prices, cash terms, and all other terms and conditions of any contract resulting from this bid with Jefferson County, Missouri, to any Jefferson County, Missouri, Municipality, government agency, district, sub-district or other tax-supported entity?

Yes _____ No _____

Although agreeing to the extension of the terms of this contract to municipalities or other tax-supported entities, *is not a prerequisite for award*, Jefferson County, Missouri, may take this factor into consideration if tie bids are received, in addition to the normal Terms and Conditions of the Invitation for Bid, enclosed herewith as a part of this bid.

Bidders are encouraged to extend contract prices to Municipalities and any other tax-supported entities.

If agreeable to the above, state the **minimum** dollar value *per order* you will require from a Municipality or any other tax-supported entity (**this shall not apply to Jefferson County, Missouri Government, Departments or Divisions**):

MINIMUM DOLLAR VALUE PER ORDER: \$ _____

BY: _____

TITLE: _____

COMPANY: _____

CONTACT INFORMATION FOR COOPERATIVE AGREEMENT

Phone _____ **E-mail** _____

THIS FORM WILL BECOME PART OF THE BID DOCUMENT PACKAGE SUBMITTED TO JEFFERSON COUNTY, MISSOURI